

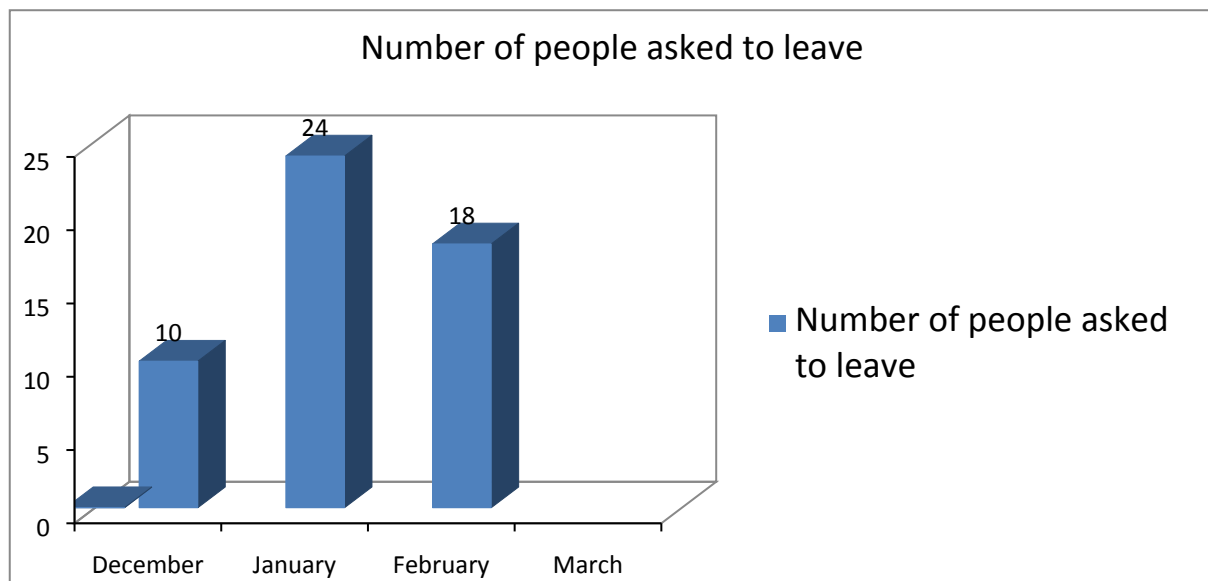
NIGHT SHELTER STATISTICS WINTER 2018/2019

(1st December 2018 – 4th March 2019)

The shelter has been open for 93 nights. The total number of nights it will open for is 121.

Total number of guests who have stayed at the shelter	96
Highest number of guests to arrive on one night	18
Lowest number to arrive on one night	1
Average number of guests arriving on a night	10
Highest amount of stays for an individual guest	64
Lowest amount of stays for an individual guest	1
Number of guests that have stayed for one night only	34
Average amount of nights stayed	12
Total amount of stays for all guests together	1118

'Asked To Leave'



Total number of guests asked to leave = 52

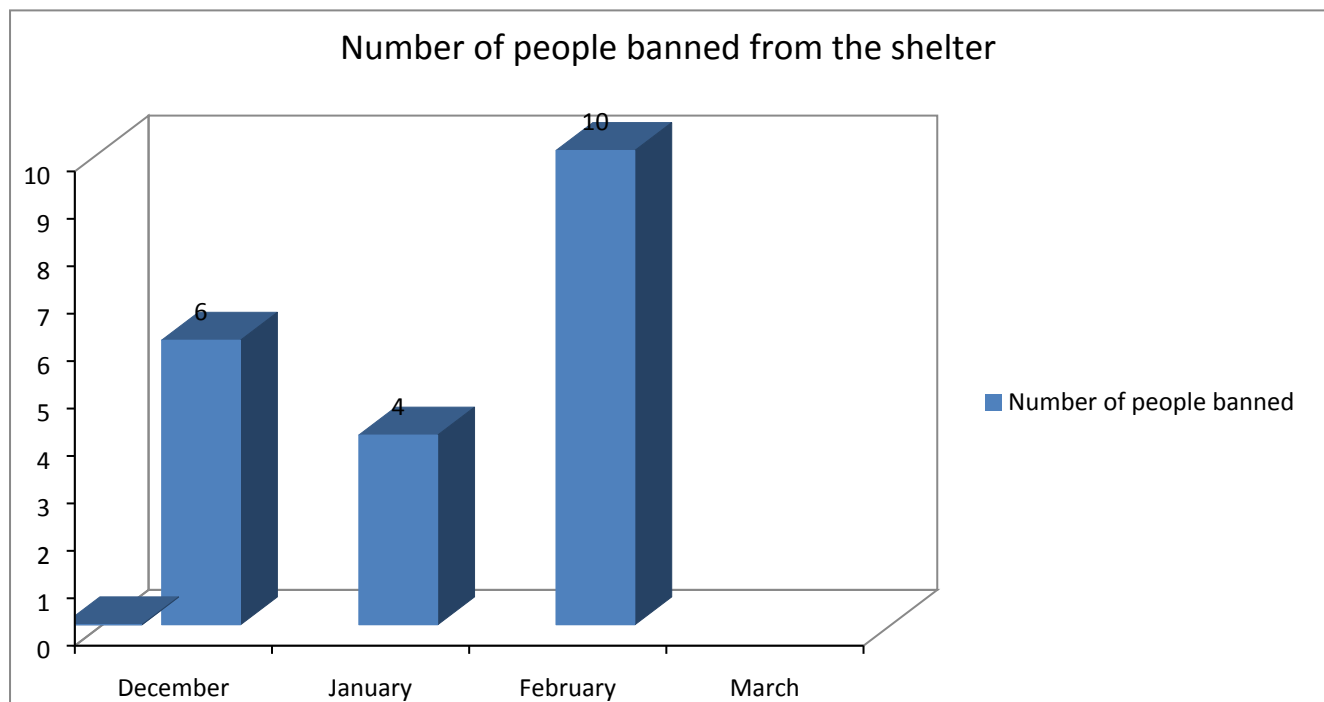
The main reasons for being asked to leave were due to breaking the rules for example;

- Smoking Mamba
- Smoking after 10pm
- Aggressive and threatening behaviour towards staff
- Use of IV drugs

The guests learn to self-manage and the teams are becoming safer and more together. They are building a good rapport with guests, which is easing the need for guests to go against rules.

Bans

Amount of bans put in place so far	20
Amount of permanent bans	1
Amount of indefinite bans	7
Amount of one/three night bans	12



There is a stepped rule break system - warnings, asked to leave, one night ban, three night ban, indefinite ban with a meeting to see Phil at Pathways to discuss behaviour and possibility of re-accessing the shelter.

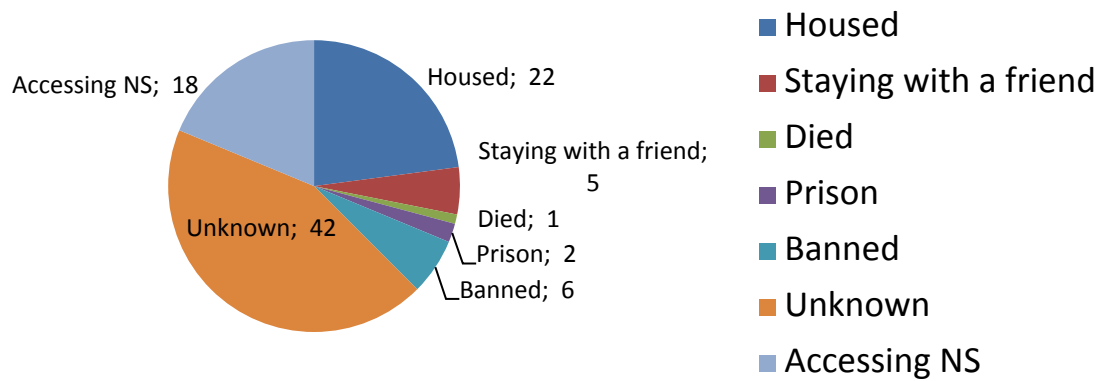
Venues

Number of venues	7
------------------	---

Staff

Number of volunteers on board for the duration of the shelter	170
Number of volunteers in an evening	6-14
Number of employed staff over night	2

Housing



These are approximate figures.

Note; of the unknown results, these could have new situations as they are no longer accessing the shelter. Many were one night stays.